




# Educational courses and events

## North America – 2026



Clinical  
Education



Nobel  
Biocare™



Professional development is a journey, not a destination. Nobel Biocare is committed to helping you advance on your path to fulfilling your professional ambitions. For clinicians and dental professionals at any stage of their implantology journey, we offer progressive courses in dental education – both in-person and online – as well as industry events and on-demand resources.

Every year, over 12,000 professionals in North America attend dental implants courses and other training through Nobel Biocare.

We invite you to explore educational opportunities from our key experts.



**Courses**  
[nobelbiocare.com/courses](https://nobelbiocare.com/courses)



**Webinars**  
[nobelbiocare.com/webinars](https://nobelbiocare.com/webinars)



**Community**  
[nobelbiocare.com/en-us/our-communities](https://nobelbiocare.com/en-us/our-communities)

[nobelbiocare.com/education](https://nobelbiocare.com/education)

# Course levels



## Fundamental course

Surgical and prosthetic procedures in straightforward cases to achieve predictable esthetic and functional outcomes. Includes implant dentistry certification programs, diagnostics and treatment planning, conventional/two-stage implant surgery.



## Advanced course

More advanced surgical and prosthetic procedures, building on fundamental skills. Includes hard and soft tissue management, immediate function, graftless solutions, and full-arch rehabilitation.



## Expert course

Challenging situations using advanced treatment planning and complex surgical and prosthetic procedures. Requires significant experience in placing implants. Includes full-arch rehabilitation with high maxillary resorption and complex grafting.

# Contents

January courses • 16

February courses • 18

March courses • 24

April courses • 29

May courses • 35

June courses • 38

July courses • 42

August courses • 44

September courses • 46

October courses • 51

November courses • 57

December courses • 62

Webinar courses • 64

Partner events • 66

# Fundamental courses

## Comprehensive restorative implant surgical program – Module 1

 January 10–11, 2026  San Dimas, CA

---

## Comprehensive restorative implant surgical program – Module 2

 February 14–15, 2026  San Dimas, CA



---

## Implant surgery and prosthodontics hands-on

 February 20, 2026  Richmond Hill, ON

---

## Pathway to predictable and successful implant placement – Session 2: Lecture and hands-on

 February 20–21, 2026  Lompoc, CA

---

## Extractions and bone grafting hands-on

 February 21, 2026  Richmond Hill, ON

---

## Implant surgical and cadaver program – Level 1

 March 12–13, 2026  Phoenix, AZ

---

## Concentrated growth factors – bone grafting utilizing CGF/PRF

 March 14, 2026  Lompoc, CA

---

## Implant retained overdentures

 March 20, 2026  North York, ON

---

## Pathway to predictable and successful implant placement – Session 3: Live surgery

 March 20–21, 2026  Mexico

---


## Comprehensive restorative implant surgical program – Module 3


 March 21–22, 2026  San Dimas, CA

---

---


## 2-day oral surgery skills for general dentists

 March 28–29, 2026

 North York, ON

---

## Comprehensive restorative implant surgical program – Module 4


 April 25–26, 2026

 San Dimas, CA

---


## Implant treatment planning and restorations


 May 1–3, 2026

 North York, ON

---


## Implant surgical and restorative principles – live patient surgery


 May 22–24, 2026

 North York, ON

---

## Atraumatic extraction and bone grafting

 May 29–31, 2026

 North York, ON

---


## Comprehensive restorative implant surgical program – Module 5

 May 30–31, 2026

 San Dimas, CA

---


## Implant surgical and cadaver program – Level 1

 June 4–5, 2026

 Phoenix, AZ

---


## Comprehensive restorative implant surgical program – Module 6

 June 20–21, 2026

 San Dimas, CA

---


## Pathway to predictable and successful implant placement – Session 2: Lecture and hands-on


 June 26–27, 2026

 Lompoc, CA

---

## Implant surgery and restoratively driven treatment protocols


 June 26–28, 2026

 North York, ON

---

---


## **Comprehensive restorative implant surgical program – Module 1**

 July 18–19, 2026

 San Dimas, CA

---

## **Pathway to predictable and successful implant placement – Session 3: Live surgery**

 July 24–25, 2026

 Mexico

---

## **Concentrated growth factors – bone grafting utilizing CGF/PRF**

 August 1, 2026

 Lompoc, CA

---


## **Comprehensive restorative implant surgical program – Module 2**

 August 29–30, 2026

 San Dimas, CA

---

## **Comprehensive restorative implant surgical program – Module 3**

 September 19–20, 2026

 San Dimas, CA

---

## **Implant treatment planning and restorations**

 September 25–27, 2026

 Vancouver, BC

---

## **Implant surgery and prosthodontics hands-on**

 October 2, 2026

 Richmond Hill, ON

---


## **Extractions and bone grafting hands-on**

 October 3, 2026

 Richmond Hill, ON

---

## **Pathway to predictable and successful implant placement – Session 2: Lecture and hands-on**

 October 16–17, 2026

 Lompoc, CA

---

---

## **Atraumatic extraction and bone grafting**



October 23–25, 2026



Vancouver, BC

---

## **Comprehensive restorative implant surgical program – Module 4**



October 24–25, 2026



San Dimas, CA

---

## **Implant retained overdentures**



November 5, 2026



North York, ON

---

## **Concentrated growth factors – bone grafting utilizing CGF/PRF**



November 7, 2026



Lompoc, CA

---

## **2-day oral surgery skills for general dentists**



November 7–8, 2026



North York, ON

---

## **Implant surgery and restoratively driven treatment protocols**



November 13–15, 2026



Vancouver, BC

---

## **Pathway to predictable and successful implant placement – Session 3: Live surgery**



November 20–21, 2026



Mexico

---

## **Comprehensive restorative implant surgical program – Module 5**



November 21–22, 2026



San Dimas, CA

---

## **Comprehensive restorative implant surgical program – Module 6**



December 12–13, 2026



San Dimas, CA

---

# Advanced courses

## 2-day sinus lift hands-on

 January 16–17, 2026  Lompoc, CA

---

## Implantology in the digital age – the essentials

 January 29–31, 2026  Quebec City, QC

---

## Implant surgical principles: Models, pig jaws, and cadavers

 February 6–8, 2026  North York, ON


---

## Immediate implant protocols

 February 12–13, 2026  North York, ON

---

## Surgical management of the maxillary sinus and advanced grafting

 February 20–22, 2026  Vancouver, BC

---

## 3-day implant surgical program with cadaver, 3D printing, and live surgery – Level 2

 February 25–27, 2026  Phoenix, AZ


---

## Bridging clinical and lab expertise: Comprehensive All-on-4<sup>®</sup> digital workflow for full-arch restorations

 February 27–28, 2026  Phoenix, AZ

---

## Soft-tissue management, biological, and immediate concept – posterior zone

 March 19–21, 2026  Quebec City, QC

---


## Soft-tissue augmentation around implants


 March 21, 2026  Yorba Linda, CA

---

---


### Immediate implant protocols

 April 9–10, 2026

 North York, ON

---


### All-on-4<sup>®</sup> treatment concept: Surgical and restorative course with cadaver training

 April 15–17, 2026

 Phoenix, AZ

---


### Bridging clinical and lab expertise: Comprehensive All-on-4<sup>®</sup> digital workflow for full-arch restorations

 April 17–18, 2026

 Mahwah, NJ

---


### 3-day live surgical sinus lift course

 April 22–24, 2026

 Phoenix, AZ

---


### Advanced soft-tissue management around teeth and implants

 April 25–26, 2026

 Vancouver, BC

---


### 3-day implant surgical program with cadaver, 3D printing, and live surgery – Level 2

 May 6–8, 2026

 Phoenix, AZ

---


### Reconstruction of bone defects

 May 7–9, 2026

 Quebec City, QC

---

### Bridging clinical and lab expertise: Comprehensive All-on-4<sup>®</sup> digital workflow for full-arch restorations

 June 12–13, 2026

 Phoenix, AZ

---

---

### Immediate implants for the full arch

 June 19–20, 2026  North York, ON



---

### 3-day implant surgical program with cadaver, 3D printing, and live surgery – Level 2

 August 12–14, 2026  Phoenix, AZ


---

### Immediate implant protocols

 September 10–11, 2026  North York, ON


---

### All-on-4<sup>®</sup> treatment concept: Surgical and restorative course with cadaver training

 September 16–18, 2026  Phoenix, AZ



---

### Implant in the esthetic zone: Bio-digital approach

 September 17–19, 2026  Quebec City, QC



---

### Surgical management of the maxillary sinus and advanced grafting

 September 18–20, 2026  Richmond Hill, ON


---

### Bridging clinical and lab expertise: Comprehensive All-on-4<sup>®</sup> digital workflow for full-arch restorations

 September 25–26, 2026  Phoenix, AZ

---

### 3-day live surgical sinus lift course

 September 30 – October 2, 2026  Phoenix, AZ

---

---

### **Live patient prosthetics**

 October 2–4, 2026  North York, ON

---

### **Advanced soft-tissue management around teeth and implants**

 October 17–18, 2026  Vancouver, BC

---

### **Immediate implant protocols**

 October 29–30, 2026  North York, ON

---

### **3-day implant surgical program with cadaver, 3D printing, and live surgery – Level 2**

 November 4–6, 2026  Phoenix, AZ



---

### **Complete edentulism – analogue and digital approach**

 November 5–7, 2026  Quebec City, QC

---

### **Immediate implants for the full arch**

 November 27–28, 2026  North York, ON

---

### **Immediate implant protocols**

 December 3–4, 2026  North York, ON

---

### **PRF workshop and live patient implant surgery**

 December 4–6, 2026  Vancouver, BC

---

# Expert courses

## Perform zygomatic implant surgery



March 27–28, 2026



Phoenix, AZ

---

## Perform zygomatic implant surgery



November 6–7, 2026



Phoenix, AZ

---



Prof. Dr. med. dent. D. Thoma  
Lehrstuhl für Zahnchirurgie

Dental  
15.20 x 3 mm  
Dental  
15.20 x 3 mm



Dr. Richard Stevenson

**SOLD OUT**

# Comprehensive restorative implant surgical program – Module 1



January 10–11, 2026



San Dimas, CA



Level

More details/  
Registration

This intensive and comprehensive program in implant dentistry will cover procedures including implant placement, implant loading protocols including immediate loading, reconstruction of deficient alveolar ridges, management of the esthetic zone, fabrication of immediate provisional restorations, abutment and restoration design, scanning, impressions, occlusion, All-on-4® treatment concept, and final restoration delivery.

Full arch Anterior Posterior

Hands-on



Dr. Jedediah Huss

# 2-day sinus lift hands-on



January 16–17, 2026



Lompoc, CA



Level

More details/  
Registration

Master the techniques of sinus lift surgery in just two days. This intensive hands-on course teaches you predictable, efficient approaches to lateral and crestal sinus augmentation. Gain confidence through practical training in membrane elevation, bone grafting, implant placement, and suturing – preparing you for real clinical application.

Anterior Posterior

Hands-on



# Implantology in the digital age – the essentials

Dr. Jean El-Fata

 January 29–31, 2026

 Quebec City, QC

## *Program is in French*

This 3-day advanced training course provides the essential scientific background to make the right decisions to benefit your patients. Training is designed with exercises and well-supervised practices to perfect techniques essential for soft-tissue manipulation, connective tissue grafting, and restoration in the esthetic zone. The live surgery will help you assimilate the information acquired, so you can take your practice to the next level.

- Medical patient review and surgical management
- Journal of anesthesia and pharmacology
- Essential radiological clinical and clinical success criteria
- Biology and physiology of healing alveolar
- Ridge extraction and preservation techniques
- Platelet-rich fibrin (PRF) principles and techniques
- Understanding and applying digital technologies to a better, long-term success rate in implantology
- Virtual prosthetic and surgical planning principle and clinical application
- Virtual planning concept using the DTX Studio™ platform



Level



More details/  
Registration

**Anterior** **Posterior** **Digital**

**Live surgery**



Dr. Mark Lin

# Implant surgical principles: Models, pig jaws, and cadavers

 February 6–8, 2026

 North York, ON



Level

More details/  
Registration

Discover how this sequentially-planned, prosthetically-driven implant course delivers what you need to know to successfully integrate implants into your dental practice. After completion of this program, you will be confident to select, treatment plan, surgically place, and restore dental implants successfully.

**Posterior**

**Cadaver**



Dr. Steve Bongard



Dr. John Zarb

# Immediate implant protocols

 February 12–13, 2026

 North York, ON



Level

More details/  
Registration

This small-group comprehensive 2-day program focuses on the merits of embracing immediacy as a patient-centered implant prosthodontic treatment solution. Through a series of live and previously recorded surgeries, formal presentations, group discussions, and hands-on training, dental teams will become familiar with the merits of immediacy protocols for both the single tooth and full-arch solutions. Particular emphasis will be placed on how best to have the entire team embrace and advocate for immediacy protocols to be adopted in dental practices.

**Anterior** **Posterior**

**Hands-on** **Live surgery**



**SOLD OUT**

# Comprehensive restorative implant surgical program – Module 2

Dr. Richard Stevenson

February 14-15, 2026

San Dimas, CA



Level



More details/  
Registration

This intensive and comprehensive program in implant dentistry will cover procedures including implant placement, implant loading protocols including immediate loading, reconstruction of deficient alveolar ridges, management of the esthetic zone, fabrication of immediate provisional restorations, abutment and restoration design, scanning, impressions, occlusion, All-on-4® treatment concept, and final restoration delivery.

**Full arch** **Anterior** **Posterior**

**Live surgery**



Dr. David Powell



Dr. Avi Shelemay



Dr. Lesley David

# Implant surgery and prosthodontics hands-on

February 20, 2026

Richmond Hill, ON

This course is designed to familiarize you with implant components both surgically and prosthetically.

- Review anatomy and surgical protocol
- Place 2 implants for mandibular overdenture
- Place single implants
- Suturing procedures on a soft-tissue model
- Temporary crown fabrication
- Place, pick up, and size Locator® Abutments for mandibular overdentures



Level



More details/  
Registration

**Full arch** **Anterior** **Posterior** **Regeneratives**

**Hands-on**



## Pathway to predictable and successful implant placement – Session 2: Lecture and hands-on

Dr. Jedediah Huss

 February 20–21, 2026

 Lompoc, CA



Level



More details/  
Registration

Learn how to place dental implants into abundant bone predictably, efficiently, and successfully. This comprehensive course is filled with hands-on exercises to prepare you for socket preservation, flap design, implant placement, and suturing. We will also discuss high esthetic areas and how to deal with the edentulous patient. This session will include a great deal of hands-on exercises regarding suturing, bone grafting, as well as various implant placement scenarios.

**Anterior** **Posterior**

**Hands-on**



## Surgical management of the maxillary sinus and advanced grafting

Dr. Ron Zokol

 February 20–22, 2026

 Vancouver, BC



Level



More details/  
Registration

- Requirements for evaluating and determining the health status of the maxillary sinus
- Understanding the pathology related to the maxillary sinus and subsequent treatment options
- Working with a physician/ENT in the management of infected maxillary sinuses
- Management of soft-tissue and hard-tissue tuberosities
- Lateral access (direct) procedures for single and multi-lobulated sinuses
- Crestal access (indirect) procedures for single implant placement
- Direct and indirect subnasal elevation grafts
- When to consider direct or indirect treatment protocols
- How to manage sinus membrane perforations and other complications

**Posterior** **Regeneratives**



Dr. David Powell



Dr. Avi Shelemay



Dr. Lesley David

# Extractions and bone grafting hands-on

February 21, 2026

Richmond Hill, ON



Level



More details/  
Registration

In this unique hands-on course, clinicians will learn how to extract teeth in an implant-minded fashion, classify the socket defects, and follow the appropriate bone grafting protocol. Various pig mandible exercises will provide clinicians with a complete and enriching day of learning.

**Regeneratives**

**Hands-on**



Dr. Blake Adams

# 3-day implant surgical program with cadaver, 3D printing, and live surgery – Level 2

February 25–27, 2026

Phoenix, AZ



Level



More details/  
Registration

This implant surgical course allows dentists familiar with implant dentistry to enhance their skills and knowledge through didactic learning, hands-on sessions, and implant placement in cadavers, as well as live-patient surgery.

An integral part of dental implant treatment in today's practice is digital planning and immediate provisionalization – thanks to advances in software, imaging devices, and 3D printing. Participants will see how virtual planning and surgical guides can compress the treatment cycle and help to avoid guesswork on day of surgery.

**Anterior** **Posterior** **Digital**

**Hands-on** **Cadaver** **Live surgery**



Dr. Joe Mehranfar



Mr. Sean Han

# Bridging clinical and lab expertise: Comprehensive All-on-4<sup>®</sup> digital workflow for full-arch restorations



February 27–28, 2026



Phoenix, AZ

This program is specially designed to equip the surgeon and their lab partner with the knowledge and skills needed to implement the All-on-4<sup>®</sup> digital workflow. This is an end-to-end seamless digital workflow for predictable full-arch rehabilitation on 4 implants with immediate provisionalization, supported by a modular adoption approach for the entire patient journey.

Leverage the All-on-4<sup>®</sup> digital workflow to grow your practice by increasing patient flow and reducing chair time to provide full-arch treatments in an average of 4 hours. This course includes hands-on exercises with models and cadavers. Leave ready to execute All-on-4<sup>®</sup> cases immediately using a digital workflow.



Level

More details/  
Registration

Full arch Digital

Hands-on Cadaver





# Implant surgical and cadaver program – Level 1

Dr. Blake Adams

 March 12–13, 2026

 Phoenix, AZ



Level



More details/  
Registration

This comprehensive course is perfect for dentists who want to increase their knowledge and skill set in dental implant surgery. The program will help you gain a solid foundation in the principles and techniques of implant surgery through extensive hands-on training exercises on models, suture pads, and cadavers.

**Anterior** **Posterior**  
**Hands-on** **Cadaver**



# Concentrated growth factors – bone grafting utilizing CGF/PRF

Dr. Jedediah Huss

 March 14, 2026

 Lompoc, CA



Level



More details/  
Registration

In this comprehensive 1-day course for general practitioners and specialists, application in dentistry of autologous concentrated growth factors (CGF) and platelet-rich fibrin (PRF) will be taught with hands-on workshop.

**Regeneratives**  
**Hands-on**



Dr. Jean El-Fata

# Soft-tissue management, biological, and immediate concept – posterior zone

 March 19–21, 2026

 Quebec City, QC

## *Program is in French*

This 3-day, in-depth course will cover implant therapy in the posterior zone. No matter your level of training in implantology, this course is designed to leave you with increased confidence, new skills, and renewed practice. This training combines clinically applicable scientific evidence, practical hands-on exercises, and live surgery.

- Clinically applied surgical anatomy
- Gingival phenotype and peri soft-tissue management
- Principles and techniques of flaps, soft-tissue manipulation, and suturing
- Essential success criteria for a predictable long-term result, from both a surgical and prosthetic point of view
- Principles and techniques of free autogenous grafting and connective tissue
- Current trends, criteria, and implant technique immediate in the posterior area
- Guided surgery and healing
- Mastery of surgical and prosthetic instrumentation
- Standard and digital impression techniques
- Types of pillars and attachments: Making the right choice
- Follow-up, maintenance, and complications



Level

More details/  
Registration

**Posterior**

Hands-on

Live surgery



## Implant retained overdentures

Dr. John Zarb

 March 20, 2026

 North York, ON



Level



More details/  
Registration

This one-day program will provide general dentists with a profound understanding of what it means to be completely edentulous, as well as how patients with a terminal dentition can benefit from the transition to an implant retained overdenture. A series of case histories will highlight the diagnostic criteria, treatment planning sequence of care, and the associated maintenance involved in providing this treatment modality. A hands-on training exercise will help familiarize general dentists with the implant prosthodontic components involved.

**Full arch**

**Hands-on**



## Pathway to predictable and successful implant placement – Session 3: Live surgery

Dr. Jedediah Huss

 March 20–21, 2026

 Mexico



Level



More details/  
Registration

Turn your knowledge into action and perform live surgeries on multiple patients over two days. While gaining this great experience, you will be donating crucial dental care to low income individuals and families. This session will cover multiple dental implant surgical procedures, case evaluation, CBCT training, and postoperative care instructions.

**Anterior** **Posterior**

**Live surgery**



# Soft-tissue augmentation around implants

Dr. Ekaterina Zernitckaia

 **March 21, 2026**

 **Yorba Linda, CA**



Level



More details/  
Registration

This program explores the evolving field of soft-tissue augmentation in implant dentistry, addressing both the opportunities and limitations clinicians face in practice. Participants will gain insight into the biological principles that govern peri-implant soft-tissue health, as well as the latest surgical and biomaterial techniques designed to enhance esthetics, stability, and long-term outcomes.


**Anterior** **Posterior**  
**Hands-on**



**SOLD OUT**

# Comprehensive restorative implant surgical program – Module 3

Dr. Richard Stevenson

 **March 21-22, 2026**

 **San Dimas, CA**



Level



More details/  
Registration

This intensive and comprehensive program in implant dentistry will cover procedures including implant placement, implant loading protocols including immediate loading, reconstruction of deficient alveolar ridges, management of the esthetic zone, fabrication of immediate provisional restorations, abutment and restoration design, scanning, impressions, occlusion, All-on-4® treatment concept, and final restoration delivery.

**Full arch** **Anterior** **Posterior**  
**Live surgery**



Dr. Shuaib Malik

## Perform zygomatic implant surgery

 March 27–28, 2026

 Phoenix, AZ



Level

More details/  
Registration

This intensive 2-day course is tailored for surgeons who want to learn the evidence-based techniques in order to treat more complex full-arch cases involving zygomatic implants. Participants will gain hands-on experience during the session by performing zygomatic implant surgery on a cryopreserved human cadaver head.

Full arch

Cadaver



Dr. Brian Freund

## 2-day oral surgery skills for general dentists

 March 28–29, 2026

 North York, ON



Level

More details/  
Registration

This 2-day didactic and hands-on program is for the GP who wants to improve their fundamental surgical skill set. Participants will be able to experience a wide variety of surgical procedures typically seen in a GP office, but the emphasis will be on developing effective clinical skills in flaps, suturing, and extractions.

Posterior Regeneratives

Hands-on



Dr. Steve Bongard



Dr. John Zarb

# Immediate implant protocols

 April 9-10, 2026

 North York, ON

This small group comprehensive 2-day program focuses on the merits of embracing immediacy as a patient-centered implant prosthodontic treatment solution. Through a series of live and previously recorded surgeries, formal presentations, group discussions, and hands-on training, dental teams will become familiar with the merits of immediacy protocols for both the single tooth and full-arch solutions. Particular emphasis will be placed on how best to have the entire team embrace and advocate for immediacy protocols to be adopted in dental practices.



Level



More details/  
Registration

**Anterior** **Posterior**

**Hands-on** **Live surgery**



Dr. Blake Adams



Dr. Joe Mehranfar

# All-on-4<sup>®</sup> treatment concept: Surgical and restorative course with cadaver training

 April 15–17, 2026

 Phoenix, AZ



Level

More details/  
Registration

This 3-day program will give an overview of the All-on-4<sup>®</sup> treatment concept and its indications. On day 2, attendees will participate in cadaver training and prosthetic conversions, then move on to advanced cadaver practice and 3D-printed prosthetic delivery.

**Full arch** **Digital**

**Cadaver**



Dr. Navneet Arora

Mr. Phil Brisebois

# Bridging clinical and lab expertise: Comprehensive All-on-4® digital workflow for full-arch restorations

 April 17–18, 2026

 Mahwah, NJ

This program is specially designed to equip the surgeon and their lab partner with the knowledge and skills needed to implement the All-on-4® digital workflow. This is an end-to-end seamless digital workflow for predictable full-arch rehabilitation on 4 implants with immediate provisionalization, supported by a modular adoption approach for the entire patient journey.

Leverage the All-on-4® digital workflow to grow your practice by increasing patient flow and reducing chair time to provide full-arch treatments in an average of 4 hours. This course includes hands-on exercises with models. Leave ready to execute All-on-4® cases immediately using a digital workflow.



Level



More details/  
Registration


**Full arch** **Digital**

**Hands-on**



## 3-day live surgical sinus lift course

Dr. Blake Adams

 April 22–24, 2026

 Phoenix, AZ

The resorption of the posterior maxilla impacts the ability to place implants in most patients and will prevent patient satisfaction and an improvement in their quality of life. Implementing the sinus lift technique will allow more patients to experience dental implants and the benefits they provide.

This 3-day course contains two full days of live surgical training where each dentist will perform, on average, four lateral window sinus lifts. Attending dentists will become familiar with the instrumentation and W&H Piezo Surgical Console.



Level



More details/  
Registration

**Anterior** **Posterior**


**Live surgery**



**SOLD OUT**

## Comprehensive restorative implant surgical program – Module 4

Dr. Richard Stevenson

 April 25–26, 2026

 San Dimas, CA

This intensive and comprehensive program in implant dentistry will cover procedures including implant placement, implant loading protocols including immediate loading, reconstruction of deficient alveolar ridges, management of the esthetic zone, fabrication of immediate provisional restorations, abutment and restoration design, scanning, impressions, occlusion, All-on-4® treatment concept, and final restoration delivery.



Level



More details/  
Registration


**Full arch** **Anterior** **Posterior**

**Live surgery**



Dr. Maher Dadoush

# Advanced soft-tissue management around teeth and implants

 April 25–26, 2026

 Vancouver, BC

This course is designed for general practitioners and interested clinicians to provide them with the essential knowledge and hands-on experience needed to improve patient outcomes in soft-tissue management around teeth and implants.

- Accurately diagnose mucogingival defects, understand their etiologies, and explore the science behind soft-tissue management
- Develop a decision-making framework for soft-tissue management around teeth and implants
- Learn flap design and management of recipient sites for single or multiple tooth recessions
- Learn harvesting techniques of donor sites including free gingival grafts and various techniques for connective tissue grafts
- Compare autogenous tissues with biomaterials used as alternatives in soft-tissue management
- Refine advanced suturing techniques to improve clinical outcomes in soft-tissue surgeries
- Understand strategies for preventing and managing complications following soft-tissue procedures
- Participate in two-day hands-on workshop utilizing pig jaws
- Learn free gingival and connective-tissue graft techniques
- Learn advanced suturing techniques



Level


More details/  
Registration**Regeneratives****Hands-on**





# Implant treatment planning and restorations

Dr. Adam Langan

 **May 1–3, 2026**

 **North York, ON**



Level



More details/  
Registration


This 3-day program delivers a comprehensive understanding of the principles of oral implantology, treatment planning, and restoring implants. You will leave this program with the ability to comfortably select the proper implant components, make provisional implant restorations, take implant impressions, and restore implants with definitive prostheses.

**Anterior** **Posterior**



# 3-day implant surgical program with cadaver, 3D printing, and live surgery – Level 2

Dr. Blake Adams

 **May 6–8, 2026**

 **Phoenix, AZ**



Level



More details/  
Registration

This implant surgical course allows dentists familiar with implant dentistry to enhance their skills and knowledge through didactic learning, hands-on sessions, and implant placement in cadavers, as well as live-patient surgery.

An integral part of dental implant treatment in today's practice is digital planning and immediate provisionalization – thanks to advances in software, imaging devices, and 3D printing. Participants will see how virtual planning and surgical guides can compress the treatment cycle and help to avoid guesswork on day of surgery.

**Anterior** **Posterior** **Digital**  
**Hands-on** **Cadaver** **Live surgery**



Dr. Jean El-Fata

## Reconstruction of bone defects

 May 7–9, 2026

 Quebec City, QC

### *Program is in French*

Through this intensive 3-day course, you will review the literature currently available to identify procedures that are adapted to today's requirements for successful bone reconstruction. In doing so, you will define what each available procedure can accomplish, as well as its weaknesses and limitations. Training is designed with well-supervised practical exercises, in order to perfect essential reconstruction techniques. Live surgery, which is carefully selected, will help you assimilate the information to enable you to carry out these procedures on your own patients at the end of the course.



Level

More details/  
Registration


**Anterior** **Regeneratives**

**Live surgery**



Dr. Mark Lin

## Implant surgical and restorative principles – live patient surgery

 May 22–24, 2026

 North York, ON

Discover how this sequentially planned, prosthetically driven implant course delivers what you need to know to successfully integrate implants into your dental practice. After completion of this program, you will be confident to select, treatment plan, surgically place, and restore dental implants successfully.



Level

More details/  
Registration

**Anterior** **Posterior**

**Live surgery**



# Atraumatic extraction and bone grafting

Dr. Nariman Amiri

 **May 29–31, 2026**

 **North York, ON**



Level



More details/  
Registration

This 3-day program delivers a comprehensive understanding of the principles of atraumatic extraction, bone grafting, and immediate dental implant placement. We discuss the different bone grafting and membrane materials and techniques. You will leave this program with the ability to comfortably select cases for immediate extraction, grafting, and implant placement.

**Regeneratives**

**Hands-on**



**SOLD OUT**

# Comprehensive restorative implant surgical program – Module 5

Dr. Richard Stevenson

 **May 30–31, 2026**

 **San Dimas, CA**



Level



More details/  
Registration

This intensive and comprehensive program in implant dentistry will cover procedures including implant placement, implant loading protocols including immediate loading, reconstruction of deficient alveolar ridges, management of the esthetic zone, fabrication of immediate provisional restorations, abutment and restoration design, scanning, impressions, occlusion, All-on-4® treatment concept, and final restoration delivery.


**Full arch** **Anterior** **Posterior**

**Live surgery**



Dr. Blake Adams

# Implant surgical and cadaver program – Level 1

 June 4–5, 2026

 Phoenix, AZ



Level

More details/  
Registration

This comprehensive course is perfect for dentists who want to increase their knowledge and skill set in dental implant surgery. The program will help you gain a solid foundation in the principles and techniques of implant surgery through extensive hands-on training exercises on models, suture pads, and cadavers.

**Anterior** **Posterior**  
**Hands-on** **Cadaver**




Dr. Joe Mehranfar



Mr. Sean Han

# Bridging clinical and lab expertise: Comprehensive All-on-4® digital workflow for full-arch restorations

 June 12–13, 2026

 Phoenix, AZ

This program is specially designed to equip the surgeon and their lab partner with the knowledge and skills needed to implement the All-on-4® digital workflow. This is an end-to-end seamless digital workflow for predictable full-arch rehabilitation on 4 implants with immediate provisionalization, supported by a modular adoption approach for the entire patient journey.

Leverage the All-on-4® digital workflow to grow your practice by increasing patient flow and reducing chair time to provide full-arch treatments in an average of 4 hours. This course includes hands-on exercises with models and cadavers. Leave ready to execute All-on-4® cases immediately using a digital workflow.



More details/  
Registration


**Full arch** **Digital**  
**Hands-on** **Cadaver**



Dr. Richard Stevenson

**SOLD OUT**

# Comprehensive restorative implant surgical program – Module 6

 **June 20–21, 2026**
 **San Dimas, CA**


Level

More details/  
Registration

This intensive and comprehensive program in implant dentistry will cover procedures including implant placement, implant loading protocols including immediate loading, reconstruction of deficient alveolar ridges, management of the esthetic zone, fabrication of immediate provisional restorations, abutment and restoration design, scanning, impressions, occlusion, All-on-4<sup>®</sup> treatment concept, and final restoration delivery.

**Full arch** **Anterior** **Posterior**


Dr. Steve Bongard



Dr. John Zarb

# Immediate implants for the full arch

 **June 19–20, 2026**
 **North York, ON**

This two-day program is designed for experienced surgical and/or restorative clinicians to showcase all the steps involved in the diagnosis, treatment planning, and execution of immediate provisionalization for the full-arch fixed solution. A combination of live surgeries and hands-on training will expose dentists to this remarkable same-day solution for completely edentulous patients and those with terminal dentition. Surgical and prosthodontic tips and tricks learned over the past two decades will be shared, as well as a discussion on how to best communicate the benefits of this transformative treatment solution to your patients.



Level

More details/  
Registration
**Full arch** **Practice development**
**Hands-on** **Live surgery**



# Pathway to predictable and successful implant placement – Session 2: Lecture and hands-on

Dr. Jedediah Huss

 June 26–27, 2026

 Lompoc, CA



Level



More details/  
Registration

Learn how to place dental implants into abundant bone predictably, efficiently, and successfully. This comprehensive course is filled with hands-on exercises to prepare you for socket preservation, flap design, implant placement, and suturing. We will also discuss high esthetic areas and how to deal with the edentulous patient. This session will include a great deal of hands-on exercises regarding suturing, bone grafting, as well as various implant placement scenarios.

**Anterior** **Posterior**

**Hands-on**



# Implant surgery and restoratively driven treatment protocols

Dr. Bobby Birdi

 June 26–28, 2026

 North York, ON



Level



More details/  
Registration

This 3-day program delivers a comprehensive understanding of the principles of oral implantology surgical placement, flap design, suturing, and soft-tissue management. You will leave this program with the ability to comfortably treatment plan cases and surgically place implants.


**Anterior** **Posterior**

**Hands-on**



Dr. Richard Stevenson

# Comprehensive restorative implant surgical program – Module 1

 July 18–19, 2026

 San Dimas, CA


Level

More details/  
Registration

This intensive and comprehensive program in implant dentistry will cover procedures including implant placement, implant loading protocols including immediate loading, reconstruction of deficient alveolar ridges, management of the esthetic zone, fabrication of immediate provisional restorations, abutment and restoration design, scanning, impressions, occlusion, All-on-4<sup>®</sup> treatment concept, and final restoration delivery.


**Full arch** **Anterior** **Posterior**

**Hands-on**



Dr. Jedediah Huss

# Pathway to predictable and successful implant placement – Session 3: Live surgery

 July 24–25, 2026

 Mexico


Level

More details/  
Registration

Turn your knowledge into action and perform live surgeries on multiple patients over two days. While gaining this great experience, you will be donating crucial dental care to low income individuals and families. This session will cover multiple dental implant surgical procedures, case evaluation, CBCT training, and postoperative care instructions.

**Anterior** **Posterior**

**Live surgery**





## Concentrated growth factors – bone grafting utilizing CGF/PRF

Dr. Jedediah Huss

 August 1, 2026

 Lompoc, CA



Level



More details/  
Registration

In this comprehensive 1-day course for general practitioners and specialists, application in dentistry of autologous concentrated growth factors (CGF) and platelet-rich fibrin (PRF) will be taught with hands-on workshop.

**Regeneratives**

**Hands-on**



## 3-day implant surgical program with cadaver, 3D printing, and live surgery – Level 2

Dr. Blake Adams

 August 12–14, 2026

 Phoenix, AZ

This implant surgical course allows dentists familiar with implant dentistry to enhance their skills and knowledge through didactic learning, hands-on sessions, and implant placement in cadavers, as well as live-patient surgery.

An integral part of dental implant treatment in today's practice is digital planning and immediate provisionalization – thanks to advances in software, imaging devices, and 3D printing. Participants will see how virtual planning and surgical guides can compress the treatment cycle and help to avoid guesswork on day of surgery.



Level



More details/  
Registration

**Anterior** **Posterior** **Digital**

**Hands-on** **Cadaver** **Live surgery**



Dr. Richard Stevenson

# Comprehensive restorative implant surgical program – Module 2

 August 29–30, 2026

 San Dimas, CA



Level



More details/  
Registration

This intensive and comprehensive program in implant dentistry will cover procedures including implant placement, implant loading protocols including immediate loading, reconstruction of deficient alveolar ridges, management of the esthetic zone, fabrication of immediate provisional restorations, abutment and restoration design, scanning, impressions, occlusion, All-on-4® treatment concept, and final restoration delivery.

**Full arch** **Anterior** **Posterior**

**Live surgery**



Dr. Steve Bongard



Dr. John Zarb

# Immediate implant protocols

 September 10–11, 2026

 North York, ON

This small group comprehensive 2-day program focuses on the merits of embracing immediacy as a patient-centered implant prosthodontic treatment solution. Through a series of live and previously recorded surgeries, formal presentations, group discussions, and hands-on training, dental teams will become familiar with the merits of immediacy protocols for both the single tooth and full-arch solutions. Particular emphasis will be placed on how best to have the entire team embrace and advocate for immediacy protocols to be adopted in dental practices.



Level



More details/  
Registration

**Anterior** **Posterior** **Practice development**

**Hands-on** **Live surgery**



Dr. Blake Adams



Dr. Joe Mehranfar

# All-on-4<sup>®</sup> treatment concept: Surgical and restorative course with cadaver training

 September 16–18, 2026

 Phoenix, AZ



Level



More details/  
Registration

This 3-day program will give an overview of the All-on-4<sup>®</sup> treatment concept and its indications. On day 2, attendees will participate in cadaver training and prosthetic conversions, then move on to advanced cadaver practice and 3D-printed prosthetic delivery.

**Full arch** **Digital**  
**Cadaver**



Dr. Jean El-Fata

# Implant in the esthetic zone: Bio-digital approach

 September 17–19, 2026

 Quebec City, QC



Level



More details/  
Registration

*Program is in French*

This 3-day advanced training provides the essential scientific background to make the right decisions for the benefit of your patients. Training is designed with exercises and well-supervised practices to perfect techniques essential for soft-tissue manipulation, connective tissue grafting, and restoration in the esthetic zone. Combined with live surgery, this course will help you to assimilate the information acquired and will take your practice to the next level.

**Anterior** **Regeneratives**  
**Live surgery**



Dr. Ron Zokol

# Surgical management of the maxillary sinus and advanced grafting



September 18–20, 2026



Richmond Hill, ON

- Requirements for evaluating and determining the health status of the maxillary sinus
- Understanding the pathology related to the maxillary sinus and subsequent treatment options
- Working with a physician/ENT in the management of infected maxillary sinuses
- Management of soft-tissue and hard-tissue tuberosities
- Lateral access (direct) procedures for single and multi-lobulated sinuses
- Crestal access (indirect) procedures for single implant placement
- Direct and indirect subnasal elevation grafts
- When to consider direct or indirect treatment protocols
- How to manage sinus membrane perforations and other complications



Level

More details/  
Registration
Posterior Regeneratives


Dr. Richard Stevenson

# Comprehensive restorative implant surgical program – Module 3



September 19–20, 2026



San Dimas, CA

This intensive and comprehensive program in implant dentistry will cover procedures including implant placement, implant loading protocols including immediate loading, reconstruction of deficient alveolar ridges, management of the esthetic zone, fabrication of immediate provisional restorations, abutment and restoration design, scanning, impressions, occlusion, All-on-4® treatment concept, and final restoration delivery.



Level

More details/  
Registration
Full arch Anterior Posterior
Live surgery



Dr. Joe Mehranfar



Mr. Sean Han

# Bridging clinical and lab expertise: Comprehensive All-on-4® digital workflow for full-arch restorations

 September 25–26, 2026

 Phoenix, AZ

This program is specially designed to equip the surgeon and their lab partner with the knowledge and skills needed to implement the All-on-4® digital workflow. This is an end-to-end seamless digital workflow for predictable full-arch rehabilitation on 4 implants with immediate provisionalization, supported by a modular adoption approach for the entire patient journey.

Leverage the All-on-4® digital workflow to grow your practice by increasing patient flow and reducing chair time to provide full-arch treatments in an average of 4 hours. This course includes hands-on exercises with models and cadavers. Leave ready to execute All-on-4® cases immediately using a digital workflow.



Level



More details/  
Registration

**Full arch** **Digital**  
**Hands-on** **Cadaver**



Dr. Adam Langan

# Implant treatment planning and restorations

 September 25–27, 2026

 Vancouver, BC



Level

More details/  
Registration

This 3-day program delivers a comprehensive understanding of the principles of oral implantology, treatment planning, and restoring implants. You will leave this program with the ability to comfortably select the proper implant components, make provisional implant restorations, take implant impressions, and restore implants with definitive prostheses.

**Anterior** **Posterior**

**Hands-on**



Dr. Blake Adams

# 3-day live surgical sinus lift course

 September 30 –  
October 2, 2026

 Phoenix, AZ

The resorption of the posterior maxilla impacts the ability to place implants in most patients and will prevent patient satisfaction and an improvement in their quality of life. Implementing the sinus lift technique will allow more patients to experience dental implants and the benefits they provide.

This 3-day course contains two full days of live surgical training where each dentist will perform, on average, four lateral window sinus lifts. Attending dentists will become familiar with the instrumentation and W&H Piezo Surgical Console.




Level

More details/  
Registration

**Anterior** **Posterior**

**Live surgery**



Dr. David Powell



Dr. Avi Shelemay



Dr. Lesley David

# Implant surgery and prosthodontics hands-on

October 2, 2026

Richmond Hill, ON

This course is designed to familiarize you with implant components both surgically and prosthetically.

- Review anatomy and surgical protocol
- Place 2 implants for mandibular overdenture
- Place single implants
- Suturing procedures on a soft-tissue model
- Temporary crown fabrication
- Place, pick up, and size Locator® Abutments for mandibular overdentures



Level



More details/  
Registration

**Full arch** **Anterior** **Posterior** **Regeneratives**

**Hands-on**



Dr. Mark Lin

# Live patient prosthetics

October 2-4, 2026

North York, ON

Discover how this sequentially planned, prosthetically driven implant course delivers what you need to know to successfully integrate implants into your dental practice. After completion of this program, you will be confident to select, treatment plan, surgically place, and restore dental implants successfully.




Level



More details/  
Registration

**Anterior** **Posterior**

**Hands-on**



Dr. David Powell



Dr. Avi Shelemay



Dr. Lesley David

## Extractions and bone grafting hands-on

 October 3, 2026

 Richmond Hill, ON



Level

More details/  
Registration

In this unique hands-on course, clinicians will learn how to extract teeth in an implant-minded fashion, classify the socket defects, and follow the appropriate bone grafting protocol. Various pig mandible exercises will provide clinicians with a complete and enriching day of learning.

**Regeneratives**

**Hands-on**



Dr. Jedediah Huss

## Pathway to predictable and successful implant placement – Session 2: Lecture and hands-on

 October 16–17, 2026

 Lompoc, CA



Level

More details/  
Registration

Learn how to place dental implants into abundant bone predictably, efficiently, and successfully. This comprehensive course is filled with hands-on exercises to prepare you for socket preservation, flap design, implant placement, and suturing. We will also discuss high esthetic areas and how to deal with the edentulous patient. This session will include a great deal of hands-on exercises regarding suturing, bone grafting, as well as various implant placement scenarios.

**Anterior** **Posterior**

**Hands-on**



Dr. Maher Dadoush

# Advanced soft-tissue management around teeth and implants



October 17–18, 2026



Vancouver, BC

This course is designed for general practitioners and interested clinicians to provide them with the essential knowledge and hands-on experience needed to improve patient outcomes in soft-tissue management around teeth and implants.

- Accurately diagnose mucogingival defects, understand their etiologies, and explore the science behind soft-tissue management
- Develop a decision-making framework for soft-tissue management around teeth and implants
- Learn flap design and management of recipient sites for single or multiple tooth recessions
- Learn harvesting techniques of donor sites including free gingival grafts and various techniques for connective tissue grafts
- Compare autogenous tissues with biomaterials used as alternatives in soft-tissue management
- Refine advanced suturing techniques to improve clinical outcomes in soft-tissue surgeries
- Understand strategies for preventing and managing complications following soft-tissue procedures
- Participate in two-day hands-on workshop utilizing pig jaws
- Learn free gingival and connective-tissue graft techniques
- Learn advanced suturing techniques



Level

More details/  
Registration

Regeneratives

Hands-on



Dr. Nariman Amiri

## Atraumatic extraction and bone grafting

 October 23–25, 2026

 Vancouver, BC



Level

More details/  
Registration

This 3-day program delivers a comprehensive understanding of the principles of atraumatic extraction, bone grafting, and immediate dental implant placement. We discuss the different bone grafting and membrane materials and techniques. You will leave this program with the ability to comfortably select cases for immediate extraction, grafting, and implant placement.

**Regeneratives**

Hands-on



Dr. Richard Stevenson

## Comprehensive restorative implant surgical program – Module 4

 October 24–25, 2026

 San Dimas, CA



Level

More details/  
Registration

This intensive and comprehensive program in implant dentistry will cover procedures including implant placement, implant loading protocols including immediate loading, reconstruction of deficient alveolar ridges, management of the esthetic zone, fabrication of immediate provisional restorations, abutment and restoration design, scanning, impressions, occlusion, All-on-4® treatment concept, and final restoration delivery.

**Full arch** **Anterior** **Posterior**

Live surgery



Dr. Steve Bongard



Dr. John Zarb

# Immediate implant protocols

 **October 29–30, 2026**

 **North York, ON**

This small group comprehensive 2-day program focuses on the merits of embracing immediacy as a patient-centered implant prosthodontic treatment solution. Through a series of live and previously recorded surgeries, formal presentations, group discussions, and hands-on training, dental teams will become familiar with the merits of immediacy protocols for both the single tooth and full-arch solutions. Particular emphasis will be placed on how best to have the entire team embrace and advocate for immediacy protocols to be adopted in dental practices.



Level



More details/  
Registration

**Anterior** **Posterior** **Practice development**

**Hands-on** **Live surgery**



ITX-Team  
240320



# 3-day implant surgical program with cadaver, 3D printing, and live surgery – Level 2

Dr. Blake Adams

November 4–6, 2026

Phoenix, AZ

This implant surgical course allows dentists familiar with implant dentistry to enhance their skills and knowledge through didactic learning, hands-on sessions, and implant placement in cadavers, as well as live-patient surgery.

An integral part of dental implant treatment in today's practice is digital planning and immediate provisionalization – thanks to advances in software, imaging devices, and 3D printing. Participants will see how virtual planning and surgical guides can compress the treatment cycle and help to avoid guesswork on day of surgery.



More details/  
Registration

- Anterior
- Posterior
- Digital
- Hands-on
- Cadaver
- Live surgery



# Implant retained overdentures

Dr. John Zarb

November 5, 2026

North York, ON

This one-day program will provide general dentists with a profound understanding of what it means to be completely edentulous, as well as how patients with a terminal dentition can benefit from the transition to an implant retained overdenture. A series of case histories will highlight the diagnostic criteria, treatment planning sequence of care, and the associated maintenance involved in providing this treatment modality. A hands-on training exercise will help familiarize general dentists with the implant prosthodontic components involved.



More details/  
Registration

- Full arch
- Hands-on



Dr. Jean El-Fata

## Complete edentulism – analogue and digital approach

 November 5–7, 2026

 Quebec City, QC

### *Program is in French*

This intensive three-day advanced training equips participants with the critical knowledge and hands-on experience needed to optimize surgical outcomes from initial planning to final restoration. Drawing from scientific literature and clinical practice, this course emphasizes personalized decision-making based on each patient's unique needs. Through a blend of theory – including prosthetic and surgical planning, bone resorption biology, virtual protocols, and complication management – and practical exercises such as model surgery, technical impressions, and live patient procedures, attendees will refine their skills and elevate their clinical practice to a higher level.



Level

More details/  
Registration

**Full arch** **Digital**

**Hands-on**



Dr. Shuaib Malik

## Perform zygomatic implant surgery

 November 6–7, 2026

 Phoenix, AZ

This intensive 2-day course is tailored for surgeons who want to learn the evidence-based techniques in order to treat more complex full-arch cases involving zygomatic implants. Participants will gain hands-on experience during the session by performing zygomatic implant surgery on a cryopreserved human cadaver head.



Level

More details/  
Registration

**Full arch**

**Cadaver**



# Concentrated growth factors – bone grafting utilizing CGF/PRF

Dr. Jedediah Huss

 November 7, 2026

 Lompoc, CA



Level




More details/  
Registration

In this comprehensive 1-day course for general practitioners and specialists, application in dentistry of autologous concentrated growth factors (CGF) and platelet-rich fibrin (PRF) will be taught with hands-on workshop.

**Regeneratives**

**Hands-on**



# 2-day oral surgery skills for general dentists

Dr. Brian Freund

 November 7–8, 2026

 North York, ON



Level



More details/  
Registration

This 2-day didactic and hands-on program is for the GP who wants to improve their fundamental surgical skill set. Participants will be able to experience a wide variety of surgical procedures typically seen in a GP office, but the emphasis will be on developing effective clinical skills in flaps, suturing, and extractions.

**Posterior** **Regeneratives**

**Hands-on**



## Implant surgery and restoratively driven treatment protocols

Dr. Bobby Birdi



Level



More details/  
Registration



November 13–15, 2026



Vancouver, BC

This 3-day program delivers a comprehensive understanding of the principles of oral implantology surgical placement, flap design, suturing, and soft-tissue management. You will leave this program with the ability to comfortably treatment plan cases and surgically place implants.

Anterior Posterior

Hands-on



## Pathway to predictable and successful implant placement – Session 3: Live surgery

Dr. Jedediah Huss



Level



More details/  
Registration



November 20–21, 2026



Mexico

Turn your knowledge into action and perform live surgeries on multiple patients over two days. While gaining this great experience, you will be donating crucial dental care to low income individuals and families. This session will cover multiple dental implant surgical procedures, case evaluation, CBCT training, and postoperative care instructions.

Anterior Posterior

Live surgery



# Comprehensive restorative implant surgical program – Module 5

Dr. Richard Stevenson

November 21–22, 2026

San Dimas, CA



Level



More details/  
Registration

This intensive and comprehensive program in implant dentistry will cover procedures including implant placement, implant loading protocols including immediate loading, reconstruction of deficient alveolar ridges, management of the esthetic zone, fabrication of immediate provisional restorations, abutment and restoration design, scanning, impressions, occlusion, All-on-4® treatment concept, and final restoration delivery.

**Full arch** **Anterior** **Posterior**

**Live surgery**



Dr. Steve Bongard



Dr. John Zarb

# Immediate implants for the full arch

November 27–28, 2026

North York, ON



Level



More details/  
Registration

This two-day program is designed for experienced surgical and/or restorative clinicians to showcase all the steps involved in the diagnosis, treatment planning, and execution of immediate provisionalization for the full-arch fixed solution. A combination of live surgeries and hands-on training will expose dentists to this remarkable same-day solution for completely edentulous patients and those with terminal dentition. Surgical and prosthodontic tips and tricks learned over the past two decades will be shared, as well as a discussion on how to best communicate the benefits of this transformative treatment solution to your patients.

**Full arch** **Practice development**

**Hands-on** **Live surgery**



Dr. Steve Bongard



Dr. John Zarb

# Immediate implant protocols

 December 3–4, 2026

 North York, ON

This small group comprehensive 2-day program focuses on the merits of embracing immediacy as a patient-centered implant prosthodontic treatment solution. Through a series of live and previously recorded surgeries, formal presentations, group discussions, and hands-on training, dental teams will become familiar with the merits of immediacy protocols for both the single tooth and full-arch solutions. Particular emphasis will be placed on how best to have the entire team embrace and advocate for immediacy protocols to be adopted in dental practices.



Level

More details/  
Registration

**Anterior** **Posterior**

**Hands-on** **Live surgery**



Dr. Ron Zokol

# PRF workshop and live patient implant surgery

 December 4–6, 2026

 Vancouver, BC

The first day of this 3-day program focuses on the science and protocols of utilizing PRF and PRP in different clinical applications. Venipuncture is taught by a highly experienced phlebotomy instructor. The remaining two days will be spent treating patients under the supervision of an experienced DDI faculty member. Participants will apply their previous didactic and hands-on training, such as atraumatic extractions, implant placement, and bone grafting.



Level

More details/  
Registration

**Regeneratives**

**Hands-on**



Dr. Richard Stevenson

# Comprehensive restorative implant surgical program – Module 6

 December 12–13, 2026

 San Dimas, CA



Level



More details/  
Registration

This intensive and comprehensive program in implant dentistry will cover procedures including implant placement, implant loading protocols including immediate loading, reconstruction of deficient alveolar ridges, management of the esthetic zone, fabrication of immediate provisional restorations, abutment and restoration design, scanning, impressions, occlusion, All-on-4® treatment concept, and final restoration delivery.

**Full arch** **Anterior** **Posterior**

# Webinar courses

January 14, 2026

## To splint or not to splint – what would you do?

Dr. Brian Goodacre, Dr. Chris Marchack, and Dr. Frank Vidjak

[cvent.me/33GO4Y](https://cvent.me/33GO4Y)



February 4, 2026

## Advanced soft-tissue techniques for enhanced implant integration

Dr. Andrew Peterson

[cvent.me/dnqDBD](https://cvent.me/dnqDBD)



February 11, 2026

## Do you cement-retain or screw-retain? Why and when?

Dr. Brian Goodacre, Dr. Chris Marchack, and Dr. Frank Vidjak

[cvent.me/x9NPR2](https://cvent.me/x9NPR2)



March 11, 2026

## Mentorship and leadership

Dr. Brian Goodacre, Dr. Chris Marchack, and Dr. Frank Vidjak

[cvent.me/8QGxv](https://cvent.me/8QGxv)



March 26, 2026

**Vertical ridge augmentation –  
how to achieve optimal and  
predictable bone regeneration**

Dr. Avi Shelemay

[cvent.me/9wG2rL](https://cvent.me/9wG2rL)



August 20, 2026

**Peri-implantitis: Prevention,  
diagnosis, and management**

Dr. Sam Shamardi

[cvent.me/8QGx7R](https://cvent.me/8QGx7R)



September 16, 2026

**Communication, compliance,  
and care in the hygiene chair**

Ms. Lynn Pencek

[cvent.me/vVZLXR](https://cvent.me/vVZLXR)



September 23, 2026

**From placement to  
maintenance: The hygienist's  
role in implant longevity**

Ms. Lynn Pencek

[cvent.me/dnqlxG](https://cvent.me/dnqlxG)



**Check out our website  
for webinar schedule  
updates and additions**

[nobelbiocare.com/webinars](https://nobelbiocare.com/webinars)

# Partner events

## LMT LAB DAY®

Chicago  
Feb 19–21 | Chicago, IL



## American Academy of Fixed Prosthodontics

75th Annual Scientific Session of AAFP  
Feb 20–21 | Chicago, IL



## Pacific Dental Conference

Mar 5–7 | Vancouver, BC



## Academy of Osseointegration

2026 Annual Meeting  
Mar 5–7 | Washington, DC



## Ontario Dental Association

Annual Spring Meeting  
May 7–9 | Toronto, ON



## LMT LAB DAY®

West  
May 15–16 | Garden Grove, CA



## Journées Dentaires Internationales du Québec

JDIQ Annual Congress  
May 29 – Jun 2 | Montreal, QC



## Pacific Coast Society for Prosthodontics

91st Annual Meeting  
Jun 17–20 | Portland, OR



## LMT LAB DAY®

East  
Sep 26 | Tarrytown, NY



## American Association of Oral and Maxillofacial Surgeons

108th AAOMS Annual Meeting,  
Scientific Sessions and Exhibition  
Sep 28 – Oct 3 | Seattle, WA



## American Academy of Periodontology

112th AAP Annual Meeting  
Oct 29 – Nov 1 | Seattle, WA



## American College of Prosthodontists

56th Annual Session of the ACP  
Nov 11–14 | Chicago, IL



## American Association of Oral and Maxillofacial Surgeons

Dental Implant Conference  
Dec 3–5 | Chicago, IL



## Greater New York Academy of Prosthodontics

GNYP 72nd Scientific Meeting  
Dec 4–5 | New York, NY





# Discover more courses

[nobelbiocare.com/education](https://nobelbiocare.com/education)



96525 A NA 2602 (Rev 01, 02/26) Printed in USA © Nobel Biocare USA, LLC, 2026. All rights reserved. Distributed by: Nobel Biocare. Disclaimer: Nobel Biocare, the Nobel Biocare logotype and all other trademarks are, if nothing else is stated or is evident from the context in a certain case, trademarks of Nobel Biocare. Please refer to [nobelbiocare.com/](https://nobelbiocare.com/) trademarks for more information. Product images are not necessarily to scale. All product images are for illustration purposes only and may not be an exact representation of the product. Some products may not be regulatory cleared/released for sale in all markets. Please contact the local Nobel Biocare sales office for current product assortment and availability. Caution: Federal (United States) law or the law in your jurisdiction may restrict this device to sale by or on the order of a dentist or a physician. See Instructions For Use for full prescribing information, including indications, contraindications, warnings and precautions. General concepts on the course topics will be taught utilizing Nobel Biocare products and solutions. The CE program provider has a relevant financial relationship with the instructors/authors of these continuing education activities. Nobel Biocare and/or the course provider reserves the right to change content, date, location, and speaker(s) without prior notice. Information regarding payments made and expenses covered related to any educational event may be subject to public disclosure by Nobel Biocare pursuant to the Patient Protection Affordable Care Act and/or other state or federal regulations. In an effort to protect patient care, Nobel Biocare strongly encourages responsible training and knowledge prior to the integration of new surgical and non-surgical techniques.

Dental Board of California #RP2499